

Complete Collection

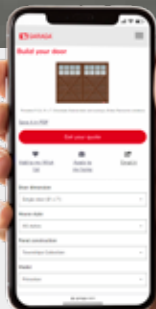


GARAGA®

Every detail guaranteed™

Build your garage door

Visualize your home with
a new garage door. Visit
garaga.com/designcentre
or scan the QR code.



TRADITIONAL

MODEL PATTERNS AND LAYOUTS

Prestige



Prestige XL



Prestige XL




Match your Prestige garage door with the Orleans, London or Sydney entry doors from Novatech's Prestige Collection.

Shaker-Flat¹



Shaker-Flat
CC/Short



Shaker-Flat
CC/Short



Shaker-Flat
XL/Long




Shaker-Flat
XL/Long

Classic




Classic
CC/Short



Classic
CC/Short



Classic MIX



Classic MIX



Classic
XL/Long



Classic
XL/Long

¹Depending on the door construction, some patterns have a bead line above and below.

The configurations shown are equivalent to 9' x 7' and 16' x 7' doors.



Shaker-Flat CC, 9' x 7', Black, Clear windows

More inspiration
garaga.com/traditional



Traditional



Shaker-Flat XL, 16' x 8', Desert Sand, 4 vertical lite Orion windows



Prestige XL, 9' x 8', Moka Brown, Cachet windows / Coordinated with Orleans entry door with Cachet stained glass from Novatech's Prestige Collection



Classic CC, 9' x 7', Ice White, windows with Richmond Inserts

CONTEMPORARY

MODEL PATTERNS AND LAYOUTS

Shaker-Modern



Shaker-Modern XL



Shaker-Modern XL



Match your Shaker-Modern garage door with the Soho, Victoria Shaker or Brixton entry doors from Novatech's Shaker Collection.

Vog®



Vog



Vog



Match your Vog garage door with a Vog entry door from Novatech's Design Collection.

Moderno



Moderno
Multi/Echo



Moderno 2 beads

Grooved



Grooved

Flush



Flush

The configurations shown are equivalent to 9' x 7' and 16' x 7' doors.



WINDOW LAYOUTS



Left-side Harmony

Visit garaga.com/windowlayouts to see all the available options or scan the QR code.

More inspiration
garaga.com/contemporary



Contemporary



Vog, 10' x 8', Iron Ore, window layout: Right-side Harmony,
Slim Windows with White Sandblasted glass



Moderno Multi, 16' x 8', Chocolate Walnut,
window layout: Left-side Harmony with White Sandblasted glass

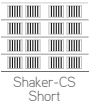


Vog, 8' x 8', Black, Screen windows / Coordinated with Vog entry door from Novatech

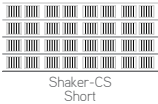
CARRIAGE HOUSE

MODEL PATTERNS AND LAYOUTS

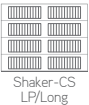
Shaker-CS¹



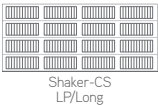
Shaker-CS Short



Shaker-CS Short



Shaker-CS LP/Long

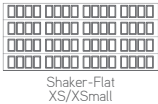


Shaker-CS LP/Long

Shaker-Flat¹



Shaker-Flat XS/XSmall



Shaker-Flat XS/XSmall

Shaker-Slat **NEW**



Shaker-Slat Two



Shaker-Slat Two



Shaker-Slat Four



Shaker-Slat Four

North Hatley



North Hatley SP



North Hatley SP



North Hatley LP



North Hatley LP

¹ Depending on the door construction, some patterns have a bead line above and below.

The configurations shown are equivalent to 9' x 7' and 16' x 7' doors.



Shaker-CS Short, 9' x 7', White, windows with Double Stockton Arch Inserts

More inspiration
garaga.com/carriagehouse



Carriage House



Shaker-Flat XS, 9' x 8', Weathered Grey, Clear windows



North Hatley SP, 9' x 7', Dark Sand, windows with Double Stockton Arch Inserts

ADD DECORATIVE HARDWARE



Standard



Lis



Cottage



Door knockers



North Hatley LP, 9' x 8', Chocolate Walnut, 8 lite Orion windows

Townships Collection®



PVC OVERLAYS

Princeton



Princeton P-11



Princeton P-12



Princeton P-13

Eastman



Eastman E-11



Eastman E-12



Eastman E-13



Princeton P-21



Princeton P-22



Princeton P-23



Eastman E-21



Eastman E-22



Eastman E-23

NEW



Princeton P-31

Cambridge



Cambridge CS



Cambridge CM



Cambridge CL

The configurations shown are equivalent to 9' x 7' doors.



Princeton P-13, 9' x 7', Ice White doors and overlays, 8 lite Panoramic windows

More inspiration
garaga.com/townships-collection



Townships



Princeton P-23, 8' x 7', Desert Sand doors and overlays, 8 lite Panoramic windows




Cambridge CL, 15' x 7', Chocolate Walnut door and overlays



Eastman E-21, 9' x 8', Moka Brown doors
and Ice White overlays, 8 lite Panoramic windows

Village Collection™



STEEL INLAYS

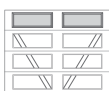
Flat Base



X Layout



A Layout



V Layout



I-1 Layout



I-2 Layout

Plank Base



X Layout



A Layout



V Layout



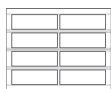
I-1 Layout




I-2 Layout

The configurations shown are equivalent to 9' x 7' doors.


California™



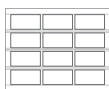
Common Layout/
Nature



Total




Zen



More

Frame colors

Standard



White




Anodized



Black

Semi-custom*



Desert Sand / Almond



Sahara



Claystone / Sandstone



Dark Sand / Terrastone



Moka Brown / Brown



Charcoal



Evergreen



Positive Red



Iron Ore

NEW

*Semi-custom color doors are coated with an acrylic resin-based liquid paint.

Windows

More than 20 choices available.

More inspiration
garaga.com/village-collection



Village



Village Collection X Layout, Flat base, 9' x 7', White, windows with Stockton Inserts

2-Slat base

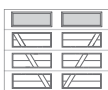
NEW



X Layout



A Layout



V Layout



I-1 Layout



I-2 Layout

4-Slat base

NEW



X Layout



A Layout



V Layout



I-1 Layout



I-2 Layout

More inspiration
garaga.com/california



California



California, 9' x 7', Black aluminum frame, White Sandblasted glass

WINDOWS




Build your door

The windows and inserts' availability depends on the garage door model you choose. To find the perfect ones for you among the sizes and options available, build your door at garaga.com/designcentre or scan the QR code.

Privacy Level: **X/5**

Stained glass



Cachet



Celeste

Types of glass



Pure



Masterline



Azur



Screen



Pinhead



Soft



Fluid



Chinchilla



Glue Chip




Black Satin



Grey Sandblasted




White Sandblasted / Satin



Clear*



Graylite 2

*  Clear 40" x 13" thermopane glass is also available with the Low-E Argon energy option.

Coordinated with **Novatech®**

Garaga is proud to collaborate with the entry door manufacturer Novatech, so we can offer you products that go together perfectly. Visit garaga.com/novatech or scan the QR code.



NEW

40" x 7" Slim Window



1-piece modern molded frame³ for a refined look!

³ Black or White interior frames available for Standard+ door. White only for Vantage and Regal doors.

Orion




This window has aluminum grids inserted between the two panes of glass.

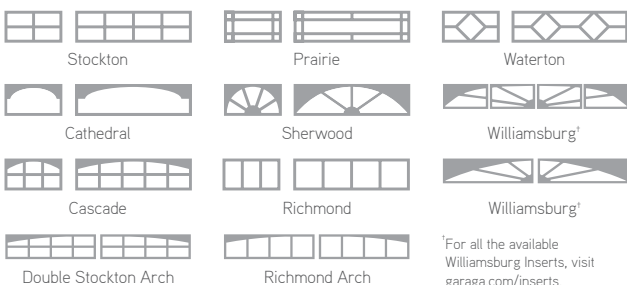


4 lites 4 vertical lites 8 lites

Decorative inserts



Decorative inserts are installed on the exterior side of the window (easy to remove).



Stockton

Prairie

Waterton

Cathedral

Sherwood

Williamsburg[†]

Cascade

Richmond

Williamsburg[†]

Double Stockton Arch

Richmond Arch

[†]For all the available Williamsburg Inserts, visit garaga.com/inserts.

Panoramic (Townships Collection only)



These windows can only be installed in the top section.



Without grids

4 vertical lites

8 lites

COLORS

The colors' availability depends on the garage door model you choose.
Visit garaga.com/designcentre to build the perfect door for you.

Standard



Ice White[†] / White



Desert Sand[†] / Almond



Sahara



Claystone[†] / Sandstone



Dark Sand / Terrastone



Moka Brown / Brown


Premium



Iron Ore



Charcoal



Black[†] / Black Ice



Evergreen

Faux Wood[†]




Dark Walnut



Chocolate Walnut[†]



American Walnut



Weathered Grey

[†]Colors of overlays available for Townships Collection garage doors.

[†]Chocolate Walnut, Weathered Grey and Dark Walnut are uni-directional faux wood color patterns.
American Walnut is bi-directional color pattern.

Gentek: visit garaga.com/gentek to see Gentek's equivalent aluminum capping.

Premium option: low additional fees apply.

Visit garaga.com/premiumcolors to learn more about Garaga's Premium colors.

SUMMARY

MODELS	Townships Collection	Village Collection	Standard+	Acadia 138	Vantage	Regal
TECHNICAL FEATURES						
Construction	3 layers Polyurethane R-16	Same as Vantage & Regal	3 layers Polyurethane R-16	3 layers Polyurethane R-12	3 layers Polystyrene R-8.7	2 layers Polystyrene R-7.2 or Non-insulated
Thickness	2 3⁄8"	2"	1 3⁄4"	1 3⁄8"	2"	2"
Warranty	Lifetime (limited)	Lifetime (limited)	Lifetime (limited)	Lifetime (limited)	Lifetime (limited)	15 years (limited)
COLORS						
Ice White / White	•	•	•	•	•	24, N24, N25
Desert Sand / Almond	•	•	•	•	•	N24, N25
Sahara		•			•	N24, N25
Claystone / Sandstone	•	•	•	•	•	N24, N25
Dark Sand / Terrastone	•	•	•	•	•	N24
Moka Brown / Brown	•	•	•	•	•	N24
Iron Ore	•		•			
Charcoal	•		•	•	•	N24
Black / Black Ice	•	•	•	•	•	N24
Evergreen ¹	•		•			
Dark Walnut	•	•	•		•	N24
Chocolate Walnut	•		•	•		
American Walnut ²			•			
Weathered Grey	•		•		•	N24
MODEL PATTERNS AND LAYOUTS						
Princeton, Eastman, Cambridge	•					
Village X, A, V, I-1, I-2		•				
Prestige XL			•			
Shaker-Modern XL			•			
Shaker-Flat CC/Short, Shaker-Flat XL/Long			•		•	N24
Shaker-Flat XS/XSmall			•		•	N24, N25
Shaker-CS Short					•	N24, N25
Shaker-CS LP/Long					•	N24, N25
Classic CC/Short, Classic XL/Long			•	•	•	24, N24, N25
Classic MIX			•	•		
Vog			•		•	N24
Moderno 2 beads			•	•		
Moderno Multi/Echo			•		•	N24
Grooved			•	•		
Flush			•	•	•	24, N24
North Hatley SP			•	•		
North Hatley LP			•	•		
Shaker-Slat Two					•	N24
Shaker-Slat Four					•	N24

¹ Evergreen color is not available for the following Standard+ patterns: Vog, Prestige and Shaker patterns.
² American Walnut color is not available for the following Standard+ patterns: Vog, Flush, Moderno and Grooved.

3 STEPS TO CHANGE YOUR

1 Choose your style

Whatever style you desire, you will find it with Garaga. Consider the different possibilities of **model patterns**, **layouts** and **windows**, and make a choice from among the models of our 3 different looks: Traditional, Contemporary, Carriage House.

2 Choose your color

Whether you opt for a classic color or one more modern, choose one that blends well with the other exterior features of your home.



3 Choose your construction

From among our varied garage door compositions, you are sure to find the insulation level and air infiltration performance (transfer of heat or cold between inside and outside) that you require.

Why have millions of GARAGA garage



Superior performance


Get a product that exceeds your expectations. Our garage doors are **strong** and constructed with **long-lasting components**, rigorously selected.

One of the largest selections in the industry

With **thousands of possible combinations**, you are sure to find the garage door you are looking for.

GARAGE DOOR

3 layers, polyurethane insulation R-16 and R-12




- 1 Polyurethane insulation** acts as a thermal break to prevent transfer of cold or heat
- 2 InterLok™ joints** block air infiltration for superior thermal insulation
- 3 Wood end blocks** are one of the most effective thermal breaks

Models: Townships Collection, Standard+, Acadia 138, H-Tech and Top Tech

3 layers, polystyrene insulation R-8.7



- 1 Polystyrene insulation** pressure bonded between two layers of steel for energy efficiency
- 2 2" tongue and groove** meeting rail to provide a weather-tight seal between sections, and rails are hemmed the entire length of the section for added strength and safety
- 3 Full length reinforcing plates** to solidly attach hinges and struts


Models: Village Collection, Vantage  **WINDLOAD*** Option —

2 layers, polystyrene insulation R-7.2 OR 1 layer, non-insulated



- 1 3 options of outside layer:** steel, heavy duty steel or commercial grade steel for high durability
- 2 Tongue and groove joints** between sections that fit seamlessly
- 3 Polystyrene insulation** available as an option

Models: Village Collection, Regal

 **WINDLOAD*** 24 and N24 constructions only

* The Garage Wind Load Option is only available for specific regions. Talk to your local garage door dealer for more information.


doors been installed since 1983?

A detailed quote for an informed choice

All the options you want can be **quickly** calculated then presented to you in a **clear, illustrated quotation**. Once your garage door has been chosen, your quotation is automatically transmitted to our factory to be **precisely custom-crafted**.

In garage door comparison tests, Garaga construction wins hands down. Watch our 45-second videos at garaga.com/lab or scan the QR code.



Garaga 

GARAGE DOOR OPENERS

LiftMaster

POWERED BY myQ

ELITE SERIES



- Ultra quiet
- Belt or chain drive
- ¾ HP, AC or DC power
- Integrated camera for some models

Quiet and reliable garage door openers



- Ultra quiet
- Jackshaft
- DC power

PREMIUM SERIES



- Quiet
- Belt or chain drive
- ½ HP, AC or DC power
- Integrated camera for some models

CONTRACTOR SERIES



- Quiet
- Belt or chain drive
- ½ HP, AC or DC power

Useful accessories



Keyless and wireless entry system

- Open or close your garage door without using a remote control and program it with a 4-digit code



Automatic Garage Door Lock

- To ensure greater security for your home.

Consult garaga.com/res-openers or scan the QR code to view all available openers and accessories.

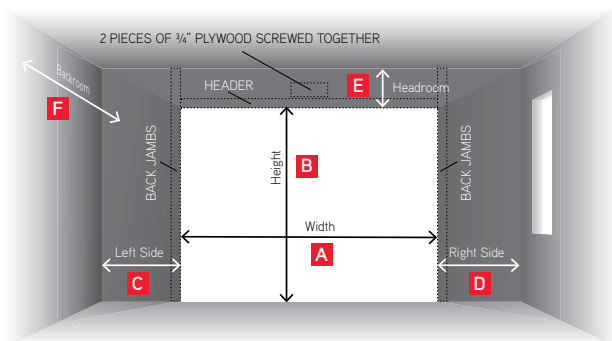


myQ Technology

Allows you to open or close your garage door from anywhere by using a smart device such as a watch, smartphone or tablet.



TAKE MEASUREMENT



1) Measure existing door opening's width **A** and height **B** in feet and inches. This determines the size of door needed. Never base your measurements on the size of the existing door but on the door's opening instead.

2) Measure for sideroom, left side **C** and right side **D**.

- 6 inches is required on each side for installation of vertical track.
- Make sure no entry door will interfere with the horizontal track of the door.

3) Measure area labeled "headroom" **E**. Distance between the top of the door opening and the ceiling (or floor joist);

- 8 1/2" is required for standard extension spring.
- 12" is required for standard torsion spring.
- Add 2" more for electric opener.
- If you have restricted headroom, special hardware is available.

NOTE: If door height extends above the opening, the headroom measurement should be taken from the top of the top section to the ceiling.

4) Measure area labeled "backroom" **F**. Distance is measured from the garage door opening toward the back wall of the garage.

- Door height plus 24" is required.
- Additional backroom (door height + 48") may be required for installation of an automatic garage door opener.
- Make sure no lighting or other material will interfere with the door sections when moving.

Getting the opening ready

1) Make sure the size of the opening matches the size of the door. For example: a door of 9' x 7' needs an opening of 9' wide by 7' high.

2) The position of the header and back jambs (2" x 6") are very important. The header must be flush with back jambs (on the same plane). The back jambs must be perpendicular, plumb and square.

For more details, visit garaga.com/measures or scan the QR Code.





IN-GARAGE DELIVERY READY
with a reliable Garaga garage door!



Find out the must-haves and the steps to get started. Keep your online deliveries safe, visit garaga.com/ingaragedelivery or scan the QR code.



GARAGA®

LiftMaster

POWERED BY myQ



US Head Office
1 844 918-2828
Ponca City OK

Canadian Head Office
1 800 464-2724
St-Georges QC

info@garaga.com
garaga.com



logo FSC

**YOUR
GARAGA
DISTRIBUTOR**